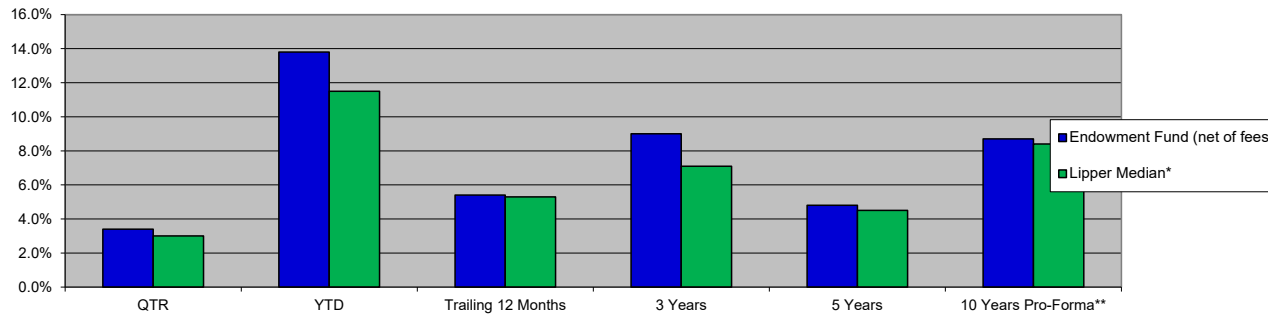




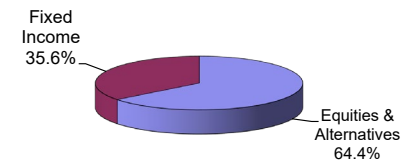
# ENDOWMENT INVESTMENT FUND

As of June 30, 2019

**Portfolio Performance (%)**



**Broad Asset Allocations**

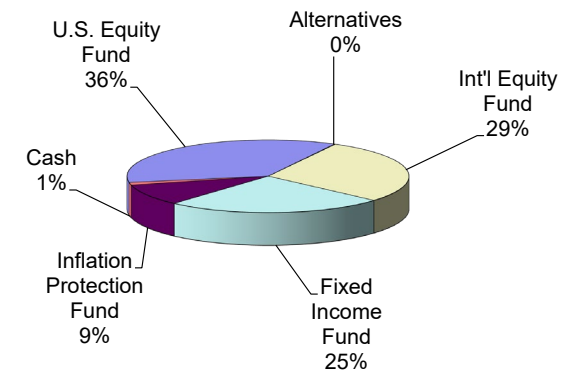


<b>Investment Returns (%)</b>	<b>QTR</b>	<b>YTD</b>	<b>Trailing 12 Months</b>	<b>3 Years</b>	<b>5 Years</b>	<b>10 Years Pro-Forma**</b>
Endowment Fund (net of fees)	3.4%	13.8%	5.4%	9.0%	4.8%	8.7%
Lipper Median*	3.0%	11.5%	5.3%	7.1%	4.5%	8.4%

\* - Median returns from the Lipper mutual fund universe for balanced funds in the asset class category. As of 7/9/19, the universe consisted of 4,802 peers. Source: Wilshire Associates, Lipper, and Wespath

\*\* - Wespath Multiple Asset Fund hired 6/4/2010; therefore, 10 Year Pro-Forma Performance is based on the Multiple Asset Fund's actual performance less OUMF admin fees

**Detail Asset Allocations**



<b>Allocations By Manager</b>	<b>Investment Style</b>	<b>FMV \$</b>	<b>Actual %</b>
Wespath Multiple Asset Fund	65% Equities / 35% Fixed Income	150,522,173	98.7%
Newlin Energy Partners II	Energy/Nat Resources	183,043	0.1%
Short Term Fund	Cash	1,830,428	1.2%
<b>Total</b>		<b>152,535,644</b>	<b>100.0%</b>