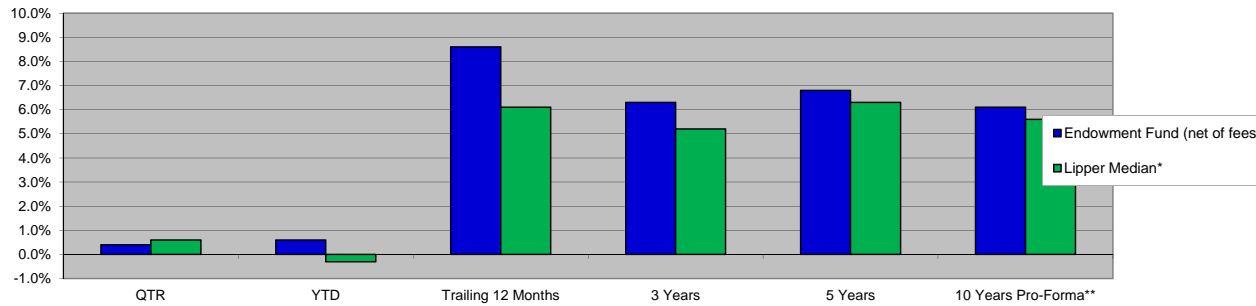




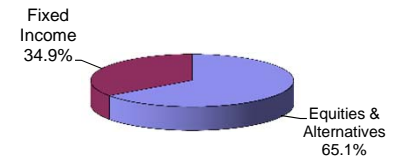
ENDOWMENT INVESTMENT FUND

As of June 30, 2018

Portfolio Performance (%)



Broad Asset Allocations

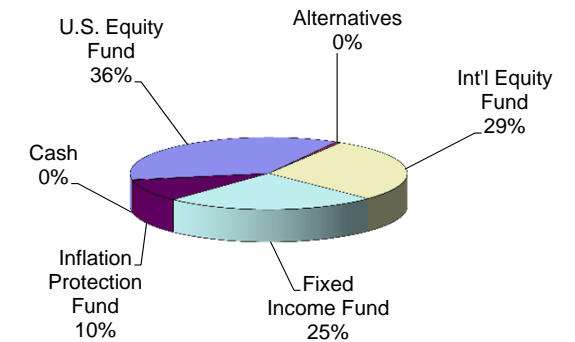


Investment Returns (%)	QTR	YTD	Trailing 12 Months	3 Years	5 Years	10 Years Pro-Forma**
Endowment Fund (net of fees)	0.4%	0.6%	8.6%	6.3%	6.8%	6.1%
Lipper Median*	0.6%	-0.3%	6.1%	5.2%	6.3%	5.6%

* - Median returns from the Lipper mutual fund universe for balanced funds in the asset class category. As of 6/30/18, the universe consisted of 5,000+ peers. Source: Wilshire Associates, Lipper, and Wespath

** - Wespath Multiple Asset Fund hired 6/4/2010; therefore, 10 Year Pro-Forma Performance is based on the Multiple Asset Fund's actual performance less OUMF admin fees

Detail Asset Allocations



Allocations By Manager	Investment Style	FMV \$	Actual %
Wespath Multiple Asset Fund	65% Equities / 35% Fixed Income	149,062,204	99.0%
Newlin Energy Partners II	Energy/Nat Resources	435,986	0.3%
Silver Creek	Hedge Fund of Funds	390,884	0.3%
Short Term Fund	Cash	695,506	0.4%
Total		150,584,580	100.0%